




Proposed Electoral District:

Exploits

2011 Population: 12,667
Quotient Deviation: -6.5%

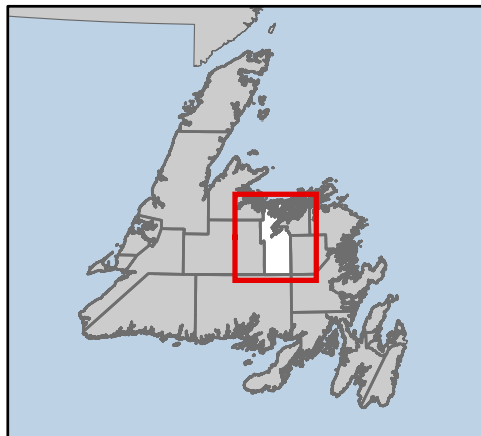
Land Area: 3,945 km²

Legend

-  Community
-  Proposed Boundary
-  2006 Boundary



0 3.5 7 14
Kilometers



Newfoundland and Labrador
Electoral Districts Boundaries Commission (2015)

Date: 6/9/2015

